




GameChanger Cable

Unshielded Twisted Pair
Riser Rated - CMR

258310333

U.S. Patent No.'s 10,453,589 & 11,107,605



1.0 Scope

1.1 This cable consists of 4 pair solid bare copper; color-coded high density polyethylene (HDPE) insulation; overall FR-PVC jacket. RoHS-2 Compliant

2.0 Construction

2.1 Conductor

- 2.1.1 Material: Bare Copper
- 2.1.2 Construction: Solid 22 AWG

2.2 Insulation

- 2.2.1 Material: Ultra Low-Loss Dielectric
- 2.2.2 O.D.: 0.044" nom
- 2.2.3 Color Code
 - Pair 1: White/Blue
 - Blue
 - Pair 2: White/Orange
 - Orange
 - Pair 3: White/Green
 - Green
 - Pair 4: White/Brown
 - Brown

2.3 Core Assembly:

- 2.3.1 4 twisted pairs cabled together to form the main core.

2.4 Jacket

- 2.4.1 Material: FR-PVC
- 2.4.2 Wall Thickness: 0.050" nom.
- 2.4.3 OD: .238" nom
- 2.4.4 Color: Yellow with a white stripe
- 2.4.5 Ripcord under jacket

2.4.6 Markings: "PAIGE GAMECHANGER
PATENT NO 10,453,589 & 11,107,605 (UL) CMR
--- C(UL) FT4 E191596XX ROHS SUN RES"
(Ascending/Descending length marking)

2.5 Electrical Properties

- 2.5.1 Conductor Resistance: $\leq 6.35\Omega/100m$
- 2.5.2 Insulation Resistance: $\geq 5000M\Omega Km$
(DC500V Charged 1 Min)
- 2.5.3 Voltage Endurance: DC 1500V/min
- 2.5.4 Mutual Capacitance: $\leq 7.0nF/100m$
- 2.5.5 Core-Core Resistance Unbalance: $\leq 5\%$
- 2.5.6 Maximum Voltage: 300V (Per NEC, not suitable for Class 1 power applications)

2.6 Temperature Rating

- 2.6.1 $-20^{\circ}C$ to $+75^{\circ}C$

2.7 Power over Ethernet Support

- 2.7.1 Class 1 - 8

3.0 Weights and Dimensions

3.1 Put Up

- 3.1.1 Length: 1,000 ft box
- 3.1.2 Weight: 29 lbs
- 3.1.3 Dimensions: 15" x 12" x 15"

We want to hear from you!

200 Sheffield St, Suite 302, Mountainside, NJ 07092

Tel: 888.423.8947 cgorders@paigeconnected.com



Frequency MHz	Return Loss ≥dB/100m	Insertion Loss ≤dB/100m	NEXT ≥dB/100m	PSNEXT ≥dB/100m
1	24	1.5	90	87
10	31	4.8	75	72
20	32	7.0	64	61
100	26	16.1	50	47
200	24	23.2	48	45
250	21	26.1	47	44
350	20	31.4	45	42
500	19	38.3	43	40
550	18	40.4	42	39

*Values above 250 MHz are for engineering information only

Application

GameChanger cabling is designed specifically for transmitting Ethernet and can support all 8 classes of Power over Ethernet.

GameChanger Cable can deliver 2.5Gbps and 100W PoE up to 656 feet (200m) or if you need to go farther, GameChanger Cable can deliver 10Mbps and 100W PoE up to 850 feet (259m).

Connectors

GameChanger cables have 22 AWG conductors. So when punching down to a jack or a patch panel, any Cat6 connectivity will work. If you are using a RJ45 connector, check out this termination guide: <https://paigedatacom.com/uploads/Media/4/GameChanger%20Termination%20Guide.pdf>



Alternate Constructions

GameChanger cabling is also available with:

- 258310333 - Riser, Yellow w/ White Stripe
- 258300336 - Plenum, Blue w/ White Stripe
- 258300310 - Plenum, White
- 258330804 - OSP, Black
- 258340804 - OSP Shielded, Black
- 258802404 - Class I, Division 1 Armored

Frequently Asked Questions

For FAQ and best practices please visit: www.paigedatacom.com/gamechanger

We want to hear from you!

200 Sheffield St, Suite 302, Mountainside, NJ 07092

Tel: 888.423.8947 cgorders@paigeconnected.com
www.paigeelectric.com/gamechanger



Connecting You To More




GameChanger Cable

Unshielded Twisted Pair
Plenum Rated - CMP

258300310

U.S. Patent No.'s 10,453,589 & 11,107,605



1.0 Scope

1.1 This cable consists of 4 pair solid bare copper; color-coded FEP insulation; overall LSFR-PVC jacket. RoHS-2 Compliant

2.0 Construction

2.1 Conductor

- 2.1.1 Material: Bare Copper
- 2.1.2 Construction: Solid 22 AWG

2.2 Insulation

- 2.2.1 Material: Ultra Low-Loss Dielectric
- 2.2.2 O.D.: 0.044" nom
- 2.2.3 Color Code
 - Pair 1: White/Blue
 - Blue
 - Pair 2: White/Orange
 - Orange
 - Pair 3: White/Green
 - Green
 - Pair 4: White/Brown
 - Brown

2.3 Core Assembly:

- 2.3.1 4 twisted pairs cabled together to form the main core.

2.4 Jacket

- 2.4.1 Material: LSFR-PVC
- 2.4.2 OD: 0.248" nom
- 2.4.3 Color: White
- 2.4.4 Ripcord under jacket

2.4.5 Markings: "PAIGE GAMECHANGER PATENT NO. 10,453,589 (& 11,107,605UL) CMP--- C(UL) FT6 EXXXXXX ROHS SUN RES" (Ascending/Descending length marking)

2.5 Electrical Properties

- 2.5.1 Conductor Resistance: $\leq 6.35\Omega/100m$
- 2.5.2 Insulation Resistance: $\geq 5000M\Omega Km$ (DC500V Charged 1 Min)
- 2.5.3 Voltage Endurance: DC 1500V/min
- 2.5.4 Mutual Capacitance: $\leq 7.0nF/100m$
- 2.5.5 Core-Core Resistance Unbalance: $\leq 5\%$
- 2.5.6 Maximum Voltage: 300V (Per NEC, not suitable for Class 1 power applications)

2.6 Temperature Rating

- 2.6.1 $-20^{\circ}C$ to $+75^{\circ}C$

2.7 Power over Ethernet Support

- 2.7.1 Class 1 - 8

3.0 Weights and Dimensions

3.1 Put Up

- 3.1.1 Length: 1,000 ft box
- 3.1.2 Weight: 32 lbs
- 3.1.3 Dimensions: 15" x 12" x 15"

We want to hear from you!

200 Sheffield St, Suite 302, Mountainside, NJ 07092

Tel: 888.423.8947 cgorders@paigeconnected.com



Frequency MHz	Return Loss ≥dB/100m	Insertion Loss ≤dB/100m	NEXT ≥dB/100m	PSNEXT ≥dB/100m
1	24	1.5	90	87
10	31	4.8	75	72
20	32	7.0	64	61
100	26	16.1	50	47
200	24	23.2	48	45
250	21	26.1	47	44
350	20	31.4	45	42
500	19	38.3	43	40
550	18	40.4	42	39

*Values above 250 MHz are for engineering information only

Application

GameChanger cabling is designed specifically for transmitting Ethernet and can support all 8 classes of Power over Ethernet.

GameChanger Cable can deliver 2.5Gbps and 100W PoE up to 656 feet (200m) or if you need to go farther, GameChanger Cable can deliver 10Mbps and 100W PoE up to 850 feet (259m).

Connectors

GameChanger cables have 22 AWG conductors. So when punching down to a jack or a patch panel, any Cat6 connectivity will work. If you are using a RJ45 connector, check out this termination guide: <https://paigedatacom.com/uploads/Media/4/GameChanger%20Termination%20Guide.pdf>



Alternate Constructions

GameChanger cabling is also available with:

- 258310333 - Riser, Yellow w/ White Stripe
- 258300336 - Plenum, Blue w/ White Stripe
- 258300310 - Plenum, White
- 258330804 - OSP, Black
- 258340804 - OSP Shielded, Black
- 258802404 - Class I, Division 1 Armored

Frequently Asked Questions

For FAQ and best practices please visit: www.paigedatacom.com/gamechanger

We want to hear from you!

200 Sheffield St, Suite 302, Mountainside, NJ 07092

Tel: 888.423.8947 cgorders@paigeconnected.com
www.paigedatacom.com/gamechanger






GameChanger Cable

Unshielded Twisted Pair
Plenum Rated - CMP

258300336

46224PPBLW (legacy part no)

U.S. Patent No.'s 10,453,589 & 11,107,605



1.0 Scope

1.1 This cable consists of 4 pair solid bare copper; color-coded FEP insulation; overall LSFR-PVC jacket. RoHS-2 Compliant

2.0 Construction

2.1 Conductor

- 2.1.1 Material: Bare Copper
- 2.1.2 Construction: Solid 22 AWG

2.2 Insulation

- 2.2.1 Material: Ultra Low-Loss Dielectric
- 2.2.2 O.D.: 0.044" nom
- 2.2.3 Color Code
 - Pair 1: White/Blue
 - Blue
 - Pair 2: White/Orange
 - Orange
 - Pair 3: White/Green
 - Green
 - Pair 4: White/Brown
 - Brown

2.3 Core Assembly:

- 2.3.1 4 twisted pairs cabled together to form the main core.

2.4 Jacket

- 2.4.1 Material: LSFR-PVC
- 2.4.2 OD: 0.248" nom
- 2.4.3 Color: Blue with a white stripe
- 2.4.4 Ripcord under jacket
- 2.4.5 Markings: "PAIGE GAMECHANGER"

PATENT NO. 10,453,589 & 11,107,605 (UL) CMP
--- C(UL) FT6 EXXXXX ROHS SUN RES"
(Ascending/Descending length marking)

2.5 Electrical Properties

- 2.5.1 Conductor Resistance: $\leq 6.35\Omega/100m$
- 2.5.2 Insulation Resistance: $\geq 5000M\Omega Km$ (DC500V Charged 1 Min)
- 2.5.3 Voltage Endurance: DC 1500V/min
- 2.5.4 Mutual Capacitance: $\leq 7.0nF/100m$
- 2.5.5 Core-Core Resistance Unbalance: $\leq 5\%$
- 2.5.6 Maximum Voltage: 300V (Per NEC, not suitable for Class 1 power applications)

2.6 Temperature Rating

- 2.6.1 $-20^{\circ}C$ to $+75^{\circ}C$

2.7 Power over Ethernet Support

- 2.7.1 Class 1 - 8

3.0 Weights and Dimensions

3.1 Put Up

- 3.1.1 Length: 1,000 ft box
- 3.1.2 Weight: 32 lbs
- 3.1.3 Dimensions: 15" x 12" x 15"

We want to hear from you!

200 Sheffield St, Suite 302, Mountainside, NJ 07092

Tel: 888.423.8947 cgorders@paigeconnected.com



Frequency MHz	Return Loss ≥dB/100m	Insertion Loss ≤dB/100m	NEXT ≥dB/100m	PSNEXT ≥dB/100m
1	24	1.5	90	87
10	31	4.8	75	72
20	32	7.0	64	61
100	26	16.1	50	47
200	24	23.2	48	45
250	21	26.1	47	44
350	20	31.4	45	42
500	19	38.3	43	40
550	18	40.4	42	39

*Values above 250 MHz are for engineering information only

Application

GameChanger cabling is designed specifically for transmitting Ethernet and can support all 8 classes of Power over Ethernet.

GameChanger Cable can deliver 2.5Gbps and 100W PoE up to 656 feet (200m) or if you need to go farther, GameChanger Cable can deliver 10Mbps and 100W PoE up to 850 feet (259m).

Connectors

GameChanger cables have 22 AWG conductors. So when punching down to a jack or a patch panel, any Cat6 connectivity will work. If you are using a RJ45 connector, check out this termination guide: <https://paigedatacom.com/uploads/Media/4/GameChanger%20Termination%20Guide.pdf>



Alternate Constructions

GameChanger cabling is also available with:

- 258310333 - Riser, Yellow w/ White Stripe
- 258300336 - Plenum, Blue w/ White Stripe
- 258300310 - Plenum, White
- 258330804 - OSP, Black
- 258340804 - OSP Shielded, Black
- 258802404 - Class I, Division 1 Armored

Frequently Asked Questions

For FAQ and best practices please visit: www.paigedatacom.com/gamechanger

We want to hear from you!

200 Sheffield St, Suite 302, Mountainside, NJ 07092

Tel: 888.423.8947 cgorders@paigeconnected.com
www.paigedatacom.com/gamechanger





GameChanger LSZH OSP Cable

Unshielded Twisted Pair
LSZH OSP Direct Burial

258330804

U.S. Patent No.'s 10,453,589 & 11,107,605



1.0 Scope

1.1 This cable consists of 4 pair solid bare copper; color-coded high density polyethylene (HDPE) insulation; water-proof gel; overall LSZH / OSP Direct Burial jacket. RoHS-2 Compliant

2.0 Construction

2.1 Conductor

- 2.1.1 Material: Bare Copper
- 2.1.2 Construction: Solid 22 AWG

2.2 Insulation

- 2.2.1 Material: Ultra Low-Loss Dielectric
- 2.2.3 O.D.: 0.044" nom
- 2.2.4 Color Code
 - Pair 1: White/Blue
 - Blue
 - Pair 2: White/Orange
 - Orange
 - Pair 3: White/Green
 - Green
 - Pair 4: White/Brown
 - Brown

2.3 Core Assembly:

- 2.3.1 4 twisted pairs cabled together and fully flooded with a waterproof gel to form the main core.

2.4 Jacket

- 2.4.1 Material: PE
- 2.4.2 Wall Thickness: 0.050" nom.
- 2.4.3 OD: 0.305" nom.
- 2.4.4 Color: Black
- 2.4.5 Ripcord under jacket

- 2.4.6 Markings: "PAIGE® GAMECHANGER™ PATENT NO. 10,453,589 & 11,107,605 OSP C(UL) CM-LS E191596XX ROHS SUN RES" (Ascending/Descending length marking)

2.5 Electrical Properties

- 2.5.1 Conductor Resistance: $\leq 6.35\Omega/100m$
- 2.5.2 Insulation Resistance: $\geq 5000M\Omega Km$ (DC500V Charged 1 Min)
- 2.5.3 Voltage Endurance: DC 1500V/min
- 2.5.4 Mutual Capacitance: $\leq 7.0nF/100m$
- 2.5.5 Core-Core Resistance Unbalance: $\leq 5\%$
- 2.5.6 Maximum Voltage: 300V (Per NEC, not suitable for Class 1 power applications)

2.6 Temperature Rating

- 2.6.1 $-20^{\circ}C$ to $+75^{\circ}C$ (installation)
- 2.6.2 $-40^{\circ}C$ to $+75^{\circ}C$ (operating)

2.7 Power over Ethernet Support

- 2.7.1 Class 1 - 8

3.0 Weights and Dimensions

3.1 Put Up

- 3.1.1 Length: 1,000 ft box
- 3.1.2 Weight: 52 lbs
- 3.1.3 Dimensions: 16" x 12" x 16"

We want to hear from you!

200 Sheffield St, Suite 302, Mountainside, NJ 07092

Tel: 888.423.8947 cgorders@paigeconnected.com



Frequency MHz	Return Loss ≥dB/100m	Insertion Loss ≤dB/100m	NEXT ≥dB/100m	PSNEXT ≥dB/100m
1	24	1.5	90	87
10	31	4.8	75	72
20	32	7.0	64	61
100	26	16.1	50	47
200	24	23.2	48	45
250	21	26.1	47	44
350	20	31.4	45	42
500	19	38.3	43	40
550	18	40.4	42	39

*Values above 250 MHz are for engineering information only

Application

GameChanger cabling is designed specifically for transmitting Ethernet and can support all 8 classes of Power over Ethernet.

GameChanger Cable can deliver 2.5Gbps and 100W PoE up to 656 feet (200m) or if you need to go farther, GameChanger Cable can deliver 10Mbps and 100W PoE up to 850 feet (259m).

Connectors

GameChanger cables have 22 AWG conductors. So when punching down to a jack or a patch panel, any Cat6 connectivity will work. If you are using a RJ45 connector, check out this termination guide: <https://paigedatacom.com/uploads/Media/4/GameChanger%20Termination%20Guide.pdf>



Alternate Constructions

GameChanger cabling is also available with:

- 258310333 - Riser, Yellow w/ White Stripe
- 258300336 - Plenum, Blue w/ White Stripe
- 258300310 - Plenum, White
- 258330804 - OSP, Black
- 258340804 - OSP Shielded, Black
- 258802404 - Class I, Division 1 Armored

Frequently Asked Questions

For FAQ and best practices please visit: www.paigedatacom.com/gamechanger

We want to hear from you!

200 Sheffield St, Suite 302, Mountainside, NJ 07092

Tel: 888.423.8947 cgorders@paigeconnected.com
www.paigedatacom.com/gamechanger





GameChanger Shielded OSP Cable

Shielded Twisted Pair

258340804

U.S. Patent No.'s 10,453,589 & 11,107,605



1.0 Scope

1.1 This cable consists of 4 pair solid bare copper; color-coded high density polyethylene (HDPE) insulation; water-proof gel; inner and outer FRPE jacket with a aluminum/polyester tape shield with 24 AWG tinned copper drain wire in between the two jackets . RoHS-2 Compliant

2.0 Construction

2.1 Conductor

- 2.1.1 Material: Bare Copper
- 2.1.2 Construction: Solid 22 AWG

2.2 Insulation

- 2.2.1 Material: Ultra Low-Loss Dielectric
- 2.2.3 O.D.: 0.044" nom
- 2.2.4 Color Code
 - Pair 1: White/Blue
 - Blue
 - Pair 2: White/Orange
 - Orange
 - Pair 3: White/Green
 - Green
 - Pair 4: White/Brown
 - Brown

2.3 Core Assembly:

- 2.3.1 4 twisted pairs cabled together and fully flooded with a waterproof gel to form the main core which is then jacketed with a FRPE inner jacket.

2.4 Jackets

- 2.4.1 Material: FRPE
- 2.4.2 Inner Wall Thickness: 0.025" nom.
- 2.4.3 Outer Wall Thickness: 0.025" nom

- 2.4.3 Total OD: 0.380" nom.
- 2.4.4 Color: Black
- 2.4.5 Ripcord under jacket
- 2.4.6 Markings: "PAIGE® GAMECHANGER CABLE™ SHIELDED OSP PATENT NO. 10,453,589 & 11,107,605 DIRECT BURIAL ROHS SUN RES" Ascending/ Descending length marking)

2.5 Electrical Properties

- 2.5.1 Conductor Resistance: $\leq 6.35\Omega/100m$
- 2.5.2 Insulation Resistance: $\geq 5000M\Omega Km$ (DC500V Charged 1 Min)
- 2.5.3 Voltage Endurance: DC 1500V/min
- 2.5.4 Mutual Capacitance: $\leq 7.0nF/100m$
- 2.5.5 Core-Core Resistance Unbalance: $\leq 5\%$
- 2.5.6 Maximum Voltage: 300V (Per NEC, not suitable for Class 1 power applications)

2.6 Temperature Rating

- 2.6.1 $-20^{\circ}C$ to $+75^{\circ}C$ (installation)
- 2.6.2 $-40^{\circ}C$ to $+75^{\circ}C$ (operating)

2.7 Power over Ethernet Support

- 2.7.1 Class 1 - 8

3.0 Weights and Dimensions

3.1 Put Up

- 3.1.1 Length: 1,000 feet reel
- 3.1.2 Weight: 74 lbs
- 3.1.3 Dimensions: 16" x 12" x 16"

We want to hear from you!

200 Sheffield St, Suite 302, Mountainside, NJ 07092

Tel: 888.423.8947 cgorders@paigeconnected.com



Frequency MHz	Return Loss ≥dB/100m	Insertion Loss ≤dB/100m	NEXT ≥dB/100m	PSNEXT ≥dB/100m
1	24	1.5	90	87
10	31	4.8	75	72
20	32	7.0	64	61
100	26	16.1	50	47
200	24	23.2	48	45
250	21	26.1	47	44
350	20	31.4	45	42
500	19	38.3	43	40
550	18	40.4	42	39

*Values above 250 MHz are for engineering information only

Application

GameChanger cabling is designed specifically for transmitting Ethernet and can support all 8 classes of Power over Ethernet.

GameChanger Cable can deliver 2.5Gbps and 100W PoE up to 656 feet (200m) or if you need to go farther, GameChanger Cable can deliver 10Mbps and 100W PoE up to 850 feet (259m).

Connectors

GameChanger cables have 22 AWG conductors. So when punching down to a jack or a patch panel, any Cat6 connectivity will work. If you are using a RJ45 connector, check out this termination guide: <https://paigedatacom.com/uploads/Media/4/GameChanger%20Termination%20Guide.pdf>



Alternate Constructions

GameChanger cabling is also available with:

- 258310333 - Riser, Yellow w/ White Stripe
- 258300336 - Plenum, Blue w/ White Stripe
- 258300310 - Plenum, White
- 258330804 - OSP, Black
- 258340804 - OSP Shielded, Black
- 258802404 - Class I, Division 1 Armored

Frequently Asked Questions

For FAQ and best practices please visit: www.paigedatacom.com/gamechanger

We want to hear from you!

200 Sheffield St, Suite 302, Mountainside, NJ 07092

Tel: 888.423.8947 cgorders@paigeconnected.com
www.paigedatacom.com/gamechanger





GameChanger Hazardous Location Cable

ITC-HL Class I Division 1
Armored

258802404

U.S. Patent No.'s 10,453,589 & 11,107,605



1.0 Scope

1.1 This cable consists of 4 pair solid bare copper; color-coded Fluorinated Ethylene Propylene (FEP) insulation; inner FEP and PVC jacket, Continuously Corrugated Welded (CCW) Armor and outer PVC jacket. RoHS-2 Compliant, Sunlight Resistant, Direct Burial. Suitable for Class I Div 1, Class II Div 1 installations

UL2250 Listed Type ITC 300V

UL2225 Listed Type ITC-HL 300V for use in Class 1 Div 1 Hazardous locations.

2.0 Construction

2.1 Conductor

2.1.1 Material: Bare Copper

2.1.2 Construction: Solid 22 AWG

2.2 Insulation

2.2.1 Material: FEP

2.2.3 O.D.: 0.0425" nom

2.2.4 Color Code

Pair 1: White/Blue
Blue

Pair 2: White/Orange
Orange

Pair 3: White/Green
Green

Pair 4: White/Brown
Brown

2.3 Core Assembly:

2.3.1 4 twisted pairs cabled together to form the main core which is then jacketed with FEP and PVC inner jackets.

2.4 Jackets

2.4.1 Material: FEP/PVC/PVC

2.4.2 Natural FEP, 0.218" nom. diameter

2.4.3 Black, PVC, 0.568" nom. diameter

2.4.4 Outer OD: 0.95" nom.

2.4.5 Color: Black

2.4.6 Continuously Corrugated Welded Aluminum Armor between jackets.

2.4.7 Markings: PAIGE GAMECHANGER CABLE™ PATENT # 10,453,589 & 11,107,60522 AWG 4 Pair (UL) Type ITC-HL Sun Res ROHS (Ascending/Descending length marking)

2.5 Electrical Properties

2.5.1 Conductor Resistance: $\leq 9.38\Omega/100m$

2.5.2 Max DC Resistance Unbalance: $\leq 5\%$

2.5.3 Nom. Velocity of Propagation 68%

2.6 Physical Properties

2.6.1 Nominal Cable Weight: .331Lbs / ft

2.6.2 Bend Radius: Min: 14"

2.7 Temperature Rating

2.7.1 -20°C to +60°C (installation)

2.7.2 -50°C to +90°C (operating)

3.0 Weights and Dimensions

3.1 Package: Ordered by the foot, shipped on a reel

3.2 Weight: .34 lbs/ ft (without reel)

We want to hear from you!

200 Sheffield St, Suite 302, Mountainside, NJ 07092

Tel: 888.423.8947 cgorders@paigeconnected.com



Frequency MHz	Return Loss ≥dB/100m	Attenuation ≤dB/100m	NEXT ≥dB/100m	PSNEXT ≥dB/100m
1	28	1.5	77	75
4	31	3.0	68	66
10	33	4.8	62	60
16	33	6.2	59	57
20	33	6.2	58	56
25	32	7.8	56	54
31.25	31	8.8	55	53
62.50	29	8.8	50	48
100	28	16.3	47	45

Application

GameChanger cabling is designed specifically for transmitting Ethernet and can support all 8 classes of Power over Ethernet.

GameChanger Cable can deliver 2.5Gbps and 100W PoE up to 656 feet (200m) or if you need to go farther, GameChanger Cable can deliver 10Mbps and 100W PoE up to 850 feet (259m).

Connectors

GameChanger cables have 22 AWG conductors. So when punching down to a jack or a patch panel, any Cat6 connectivity will work. If you are using a RJ45 connector, check out this termination guide: <https://paigedatacom.com/uploads/Media/4/GameChanger%20Termination%20Guide.pdf>



HL-Glands

ITC-HL GameChanger Cable works well with Crouse-Hinds Terminator™ TMCX Cable Glands

Alternate Constructions

GameChanger cabling is also available with:

- 258310333 - Riser, Yellow w/ White Stripe
- 258300336 - Plenum, Blue w/ White Stripe
- 258300310 - Plenum, White
- 258330804 - OSP (non shielded), Black
- 258340804 - OSP (Shielded), Black

Frequently Asked Questions

For FAQ and best practices please visit: www.paigedatacom.com/gamechanger

We want to hear from you!

200 Sheffield St, Mountainside, NJ 07092

Tel: 888.423.8947 cgorders@paigeconnected.com

www.paigeelectric.com/gamechanger

