




GameChanger[®] Cable

Product Specifications



UNSHIELDED, TWISTED PAIR RISER RATED CMR

1.0 SCOPE

1.1 Description

- 1.1.1** This cable consists of 4 pair solid bare copper; color coded Polyolefin (PO) insulation; overall FR-PVC jacket.

1.2 Standards Compliance

- 1.2.1** ANSI/TIA-568.2-E (2024); ISO/IEC 11801 (Edition 2.2); IEC 61156-5 (Edition 2.1); UL 444, UL 444-LP (0.6A); CSA 22.2 No. 214. Flame Test: UL 1666 (CMR); EU Directive 2011/65/EU & 2015/863/EU, EU Directive 2006/95/EC (LVD). Approvals: C(UL)US CMR; Certified to TIA-568.2-E CAT 6. Compliance: RoHS-2.

2.0 CONSTRUCTION

2.1 Conductor

- 2.1.1** Material: Bare Copper
2.1.2 Construction: Solid 22 AWG

2.2 Insulation

- 2.2.1** Material: Polyolefin (PO)
2.2.2 O.D.: 0.044" nom
2.2.3 Color Code
Pair 1: White/Blue
Blue
Pair 2: White/Orange
Orange
Pair 3: White/Green
Green
Pair 4: White/Brown
Brown

2.3 Core Assembly

- 2.3.1** 4 twisted pairs cabled together to form the main core.

2.4 Jacket

- 2.4.1** Material: FR-PVC
2.4.2 Wall Thickness: 0.020" nom.
2.4.3 OD: .236" nom

2.4.4 Color:

- 06 ● Blue
11 ● Gray
33 ● Yellow + White

2.4.5 Ripcord: Under jacket

- 2.4.6** Markings: PAIGE GAMECHANGER(R) 2583103-- PATENTS: PAIGEDATACOM.COM/PATENTS UTP 22AWG 4PR E191596-W C(UL)US CMR 0°C to +75°C ROHS-2 CERTIFIED TO TIA-568.2-E CAT 6 (Traceability Code) XXXXFT/XXXXFT

2.5 Electrical Properties

- 2.5.1** Conductor Resistance: $\leq 6.35\Omega/100m$
2.5.2 Mutual Capacitance: $\leq 5.6nF/100m$
2.5.3 Core-Core Resistance Unbalance: $\leq 5\%$
2.5.4 Maximum Voltage: 300V (Per NEC, not suitable for Class 1 power applications)
2.5.5 NVP: 67%

2.6 Temperature Rating

- 2.6.1** Installation: 0°C to +75°C
2.6.2 Operation: 0°C to +75°C

2.7 Power over Ethernet Support

- 2.7.1** Class: 1-8 (Up to 100W)


3.0 WEIGHTS AND DIMENSIONS

3.1 Put Up: REELEX Box

- 3.1.1** Length: 1,000' (305 m)
3.1.2 Weight: 29 lbs (13.2 kg)
3.1.3 Dimensions: 15" x 12" x 15" (381 mm x 305 mm x 381 mm)

Regional Availability

United States, Latin America, Middle East



UNSHIELDED, TWISTED PAIR PLENUM RATED CMP

1.0 SCOPE

1.1 Description

- 1.1.1** This cable consists of 4 pair solid bare copper; color-coded FEP insulation; overall LSFR-PVC jacket.

1.2 Standards Compliance

- 1.2.1** ANSI/TIA-568.2-E (2024); ISO/IEC 11801 (Edition 2.2); IEC 61156-5 (Edition 2.1); UL 444; CSA 22.2 No. 214. Flame Test: NFPA 262 (CMP) & CSA FT6; EU Directive 2011/65/EU & 2015/863/EU, EU Directive 2006/95/EC (LVD). Approvals: C(UL)US CMP; Certified to TIA-568.2-E CAT 6. Compliance: RoHS-2

2.0 CONSTRUCTION

2.1 Conductor

- 2.1.1** Material: Bare Copper
2.1.2 Construction: Solid 22 AWG

2.2 Insulation

- 2.2.1** Material: FEP
2.2.2 O.D.: 0.042" nom.
2.2.3 Color Code
Pair 1: White/Blue
Blue
Pair 2: White/Orange
Orange
Pair 3: White/Green
Green
Pair 4: White/Brown
Brown

2.3 Core Assembly

- 2.3.1** 4 twisted pairs cabled together to form the main core.

2.4 Jacket

- 2.4.1** Material: LSFR-PVC
2.4.2 Wall Thickness: 0.016" nom.
2.4.3 OD: 0.220" nom
2.4.4 Color:
01 ● Orange
03 ● Purple
04 ● Black

- 07 ● Yellow
09 ● Green
10 ○ White
36 ● Blue + W

2.4.5 Ripcord: Under jacket

- 2.4.6** Markings: PAIGE GAMECHANGER(R) 2583003-- PATENTS: PAIGEDATACOM.COM/PATENTS UTP 22AWG 4PR E191596-W C(UL)US CMP -20°C to +105°C ROHS-2 CERTIFIED TO TIA-568.2-E CAT 6 (Traceability Code) XXXXFT/XXXXFT

2.5 Electrical Properties

- 2.5.1** Conductor Resistance: $\leq 6.35\Omega/100m$
2.5.2 Mutual Capacitance: $\leq 5.6nF/100m$
2.5.3 Core-Core Resistance Unbalance: $\leq 5\%$
2.5.4 Maximum Voltage: 300V (Per NEC, not suitable for Class 1 power applications)
2.5.5 NVP: 67%

2.6 Temperature Rating

- 2.6.1** Installation: 0°C to +60°C
2.6.2 Operation: -20°C to +105°C

2.7 Power over Ethernet Support

- 2.7.1** Class: 1-8 (Up to 100W)


3.0 WEIGHTS AND DIMENSIONS

3.1 Put Up: REELEX Box

- 3.1.1** Length: 1,000' (305 m)
3.1.2 Weight: 32 lbs (14.5 kg)
3.1.3 Dimensions: 15" x 12" x 15"
(381 mm x 305 mm x 381 mm)

Regional Availability

United States, Canada, Latin America, Middle East



UNSHIELDED, TWISTED PAIR RISER FT4 RATED

1.0 SCOPE

1.1 Description

- 1.1.1** This cable consists of 4 pair solid bare copper; color coded polyolefin insulation; overall FR-PVC jacket

1.2 Standards Compliance

- 1.2.1** ANSI/TIA-568.2-E (2024); ISO/IEC 11801 (Edition 2.2); IEC 61156-5 (Edition 2.1); UL 444, UL 444-LP (0.6A); CSA 22.2 No. 214. Flame Test: UL 1666 (CMR, FT4); EU Directive 2011/65/EU & 2015/863/EU, EU Directive 2006/95/EC (LVD). Approvals: C(UL)US CMR; Certified to TIA-568.2-E CAT 6; Compliance: RoHS-2.

2.0 CONSTRUCTION

2.1 Conductor

- 2.1.1** Material: Bare Copper
2.1.2 Construction: Solid 22 AWG

2.2 Insulation

- 2.2.1** Material: Polyolefin
2.2.2 O.D.: 0.044" nom.
2.2.3 Color Code
Pair 1: White/Blue
Blue
Pair 2: White/Orange
Orange
Pair 3: White/Green
Green
Pair 4: White/Brown
Brown

2.3 Core Assembly

- 2.3.1** 4 twisted pairs cabled together to form the main core.

2.4 Jacket

- 2.4.1** Material: FR-PVC
2.4.2 Wall Thickness: 0.020" nom.
2.4.3 OD: .0236" nom
2.4.4 Color:
09 ● Green
2.4.5 Ripcord: Under jacket

- 2.4.6** Markings: PAIGE GAMECHANGER(R) 2584403-- PATENTS: PAIGEDATACOM.COM/PATENTS UTP 22AWG 4PR E191596-W C(UL)US FT4 0°C to +75°C ROHS-2 CERTIFIED TO TIA-568.2-E CAT 6 (Traceability Code) XXXXFT/XXXXFT

2.5 Electrical Properties

- 2.5.1** Conductor Resistance: $\leq 6.35\Omega/100m$
2.5.2 Mutual Capacitance: $\leq 5.6nF/100m$
2.5.3 Core-Core Resistance Unbalance: $\leq 5\%$
2.5.4 Maximum Voltage: 300V (Per NEC, not suitable for Class 1 power applications)
2.5.5 NVP: 76%

2.6 Temperature Rating

- 2.6.1** Installation: 0°C to +75°C
2.6.2 Operation: 0°C to +75°C

2.7 Power over Ethernet Support

- 2.7.1** Class: 1-8 (Up to 100W)

3.0 WEIGHTS AND DIMENSIONS

3.1 Put Up: REELEX Box

- 3.1.1** Length: 1,000' (305 m)
3.1.2 Weight: 29 lbs (13.2 kg)
3.1.3 Dimensions: 15" x 12" x 15"
(381 mm x 305 mm x 381 mm)

Regional Availability

United States, Canada, Latin America, Middle East



SHIELDED, TWISTED PAIR PLENUM RATED CMP

1.0 SCOPE

1.1 Description

- 1.1.1** This cable consists of 4 pair solid bare copper; color-coded FEP insulation; inner and outer LSFR-PVC jacket with a aluminum/polyester tape shield with 26 AWG tinned copper drain wire in between the two jackets .

1.2 Standards Compliance

- 1.2.1** ANSI/TIA-568.2-E (2024); ISO/IEC 11801; IEC 61156-5 (Edition 2.1); UL 444; CSA 22.2 No. 214. Flame Test: NFPA 262 (CMP) & CSA FT6; EU Directive 2011/65/EU & 2015/863/EU, EU Directive 2006/95/EC (LVD). UL Subject 444 Communication Cables, Sunlight Resistant, California State Fire Marshal Approved, RoHS Approvals: C(UL)US CMP; Verified to TIA-568.2-E CAT 6. Compliance: RoHS-2.

2.0 CONSTRUCTION

2.1 Conductor

- 2.1.1** Material: Bare Copper
2.1.2 Construction: Solid 22 AWG

2.2 Insulation

- 2.2.1** Material: FEP
2.2.2 O.D.: 0.044" nom.
2.2.3 Color Code
Pair 1: White/Blue
Blue
Pair 2: White/Orange
Orange
Pair 3: White/Green
Green
Pair 4: White/Brown
Brown

2.3 Core Assembly

- 2.3.1** 4 twisted pairs cabled together to form the main core which is then jacketed with a LSFR-PVC inner jacket.

2.4 Jacket

- 2.4.1** Material: Inner: LSFR-PVC
Outer: LSFR-PVC
2.4.2 Wall Thickness: Inner: 0.016" nom
Outer: 0.018" nom
2.4.3 O.D. Inner: 0.224" nom
Outer: 0.280" nom
2.4.4 Color:
06 ● Blue
2.4.5 Ripcord: Under jacket
2.4.6 Markings: PAIGE GAMECHANGER(R)
2583705-- PATENTS: PAIGEDATACOM.
COM/PATENTS F/UTP 22AWG 4PR
E191596-W C(UL)US CMP -20°C to +90°C
ROHS-2 CERTIFIED TO TIA-568.2-E CAT 6
(Traceability Code) XXXXFT/XXXXFT

2.5 Electrical Properties

- 2.5.1** Conductor Resistance: $\leq 6.35\Omega/100m$
2.5.2 Mutual Capacitance: $\leq 7.0nF/100m$
2.5.3 Core-Core Resistance Unbalance: $\leq 5\%$
2.5.4 Maximum Voltage: 300V (Per NEC, not suitable for Class 1 power applications)
2.5.5 NVP: 63%

2.6 Temperature Rating

- 2.6.1** Installation: -0°C to +60°C
2.6.2 Operation: -20°C to +90°C

2.7 Power over Ethernet Support

- 2.7.1** Class: 1-8 (Up to 100W)


3.0 WEIGHTS AND DIMENSIONS

3.1 Put Up: Reel-In-A-Box

- 3.1.1** Length: 1,000' (305 m)
3.1.2 Weight: 43 lbs (19.5 kg)
3.1.3 Dimensions: 14" x 9.5" x 13.5"
(355 mm x 241 mm x 343 mm)

Regional Availability

United States, Latin America, Middle East



UNSHIELDED, TWISTED PAIR INDOOR/OUTDOOR PLENUM RATED

1.0 SCOPE

1.1 Description

- 1.1.1** This cable consists of 4 pair solid bare copper; color-coded FEP insulation; marking tape and overall FEP jacket.

1.2 Standards Compliance

- 1.2.1** ANSI/TIA-568.2-E (2024); ISO/IEC 11801; IEC 61156-5 (Edition 2.1); UL 444; CSA 22.2 No. 214. Flame Test: NFPA 262 (CMP) & CSA FT6; Sunlight Resistant, EU Directive 2011/65/EU & 2015/863/EU, EU Directive 2006/95/EC (LVD). Approvals: C(UL)US CMP; Certified to TIA-568.2-E CAT 6. Compliance: RoHS-2.

2.0 CONSTRUCTION

2.1 Conductor

- 2.1.1** Material: Bare Copper
2.1.2 Construction: Solid 22 AWG

2.2 Insulation

- 2.2.1** Material: FEP
2.2.2 O.D.: 0.044" nom.
2.2.3 Color Code
Pair 1: White/Blue
Blue
Pair 2: White/Orange
Orange
Pair 3: White/Green
Green
Pair 4: White/Brown
Brown

2.3 Core Assembly

- 2.3.1** 4 twisted pairs cabled together to form the main core.

2.4 Jacket

- 2.4.1** Material: FEP
2.4.2 Wall Thickness: 0.015" nom
2.4.3 O.D.: 0.220" nom

2.4.4 Color:

- 04 ● Black
06 ● Blue
08 ● Pink
10 ○ White

*These colors are a translucent tint

2.4.5 Ripcord: Under jacket

- 2.4.6** Markings: PAIGE GAMECHANGER(R)
2589503-- PATENTS: PAIGEDATACOM.
COM/PATENTS UTP 22AWG 4PR
E191596-W C(UL)US CMP 200C ROHS-2
CERTIFIED TO TIA-568.2-E CAT 6 -70C
SUN RES (Traceability Code) XXXXFT

2.5 Electrical Properties

- 2.5.1** Conductor Resistance: $\leq 6.35\Omega/100m$
2.5.2 Mutual Capacitance: $\leq 7.0nF/100m$
2.5.3 Core-Core Resistance Unbalance: $\leq 5\%$
2.5.4 Maximum Voltage: 300V (Per NEC, not suitable for Class 1 power applications)
2.5.5 NVP: 70%

2.6 Temperature Rating

- 2.6.1** Installation: -40°C to +200°C
2.6.2 Operation: -70°C to +200°C

2.7 Power over Ethernet Support

- 2.7.1** Class: 1-8 (Up to 100W)


3.0 WEIGHTS AND DIMENSIONS

3.1 Put Up: Reel-In-A-Box

- 3.1.1** Length: 1,000' (305 m)
3.1.2 Weight: 30 lbs (13.61 kg)
3.1.3 Dimensions: 13" x 10" x 9"
(330 mm x 254 mm x 229 mm)

Regional Availability

United States, Canada, Latin America, Middle East



UNSHIELDED, TWISTED PAIR OSP DIRECT BURIAL

1.0 SCOPE

1.1 Description

- 1.1.1** This cable consists of 4 pair solid bare copper; color-coded polyolefin insulation; water-proof gel; overall OSP Direct Burial jacket.

1.2 Standards Compliance

- 1.2.1** ASTM D 1248 Type II, Class C, Category 4, Grade E8, E9, J4 Material; Jacket Material Standards EN 50290-2-24, RoHS Compliant

2.0 CONSTRUCTION

2.1 Conductor

- 2.1.1** Material: Bare Copper
2.1.2 Construction: Solid 22 AWG

2.2 Insulation

- 2.2.1** Material: Polyolefin
2.2.2 O.D.: 0.047" nom.
2.2.3 Color Code
Pair 1: White/Blue
Blue
Pair 2: White/Orange
Orange
Pair 3: White/Green
Green
Pair 4: White/Brown
Brown

2.3 Core Assembly

- 2.3.1** 4 twisted pairs cabled together and fully flooded with a waterproof gel to form the main core.

2.4 Jacket

- 2.4.1** Material: MDPE
2.4.2 Wall Thickness: .043"
2.4.3 O.D.: 0.300" nom
2.4.4 Color:
04 ● Black
2.4.5 Ripcord: n/a

- 2.4.6** Markings: PAIGE GAMECHANGER(R)
258320804 U.S. PATENTS: PAIGEDATACOM.
COM/PATENTS OSP DIRECT BURIAL 22
AWG 4PR SUNRES ROHS (Traceability Code)
XXXXFT/XXXXFT

2.5 Electrical Properties

- 2.5.1** Conductor Resistance: $\leq 6.35\Omega/100m$
2.5.2 Mutual Capacitance: $\leq 7.0nF/100m$
2.5.3 Core-Core Resistance Unbalance: $\leq 5\%$
2.5.4 Maximum Voltage: 300V (Per NEC, not suitable for Class 1 power applications)
2.5.5 NVP: 60%

2.6 Temperature Rating

- 2.6.1** Installation: $-20^{\circ}C$ to $+60^{\circ}C$
2.6.2 Operation: $-45^{\circ}C$ to $+60^{\circ}C$

2.7 Power over Ethernet Support

- 2.7.1** Class: 1-8 (Up to 100W)

3.0 WEIGHTS AND DIMENSIONS

3.1 Put Up: Reel

- 3.1.1** Length: 1,000' (305 m)
3.1.2 Weight: 38 lbs (17.24 kg)
3.1.3 Dimensions: 16" x 16" x 13"
(406 mm x 406 mm x 330 mm)

Regional Availability

United States, Canada, Latin America, Middle East, UK, EU



SHIELDED, TWISTED PAIR OSP DIRECT BURIAL, CM 600V AWM

1.0 SCOPE

1.1 Description

- 1.1.1** This cable consists of 4 pair solid bare copper; color-coded polyolefin insulation; water-proof gel; inner and outer LSZH FR Polyolefin jacket with a aluminum/polyester tape shield with 24 AWG tinned copper drain wire in between the two jackets.

1.2 Standards Compliance

- 1.2.1** UL 444, UL Subject 758; CSA 22.2 No. 214. Flame Test: UL 1685(CM); Approvals: C(UL) US CM-ST1, UL AWM Style 22427; Compliant with c(UL), CM-ST1 Compliant, UL Subject 444 Communication Cables, AWM Style 22427 80C 600V, UL Subject 758 Appliance Wiring Material, Sunlight Resistant, California State Fire Marshal Approved Compliance: RoHS, TIA/EIA CAT 6 certified

2.0 CONSTRUCTION

2.1 Conductor

- 2.1.1** Material: Bare Copper
2.1.2 Construction: Solid 22 AWG

2.2 Insulation

- 2.2.1** Material: Polyolefin
2.2.2 O.D.: 0.047" nom.
2.2.3 Color Code
Pair 1: White/Blue
Blue
Pair 2: White/Orange
Orange
Pair 3: White/Green
Green
Pair 4: White/Brown
Brown

2.3 Core Assembly

- 2.3.1** 4 twisted pairs cabled together and fully flooded with a waterproof gel to form the main core which is then jacketed with a LSZH FR-PO inner jacket.

2.4 Jacket

- 2.4.1** Material: Inner: LSZH FR-PO
Outer: LSZH FR-PO
2.4.2 Wall Thickness: Inner: 0.025" nom.
Outer: 0.025" nom.
2.4.3 O.D. Inner: 0.264" nom
Outer: 0.340" nom
2.4.4 Color:
Inner: 04 ● Black
Outer: 04 ● Black
2.4.5 Drain Wire: 24 AWG tinned Copper
2.4.6 Markings: PAIGE GAMECHANGER(R)
258340804 PATENTS: PAIGEDATACOM.
COM/PATENTS 22/4PR CM-ST1
E191569++ or AWM 22427 80C 600V
--- ROHS SUN RES --- DIRECT BURIAL
--- CERTIFIED TO TIA-568.2-E CAT 6
(Traceability Code) XXXXFT/XXXXFT

2.5 Electrical Properties

- 2.5.1** Conductor Resistance: $\leq 6.35\Omega/100m$
2.5.2 Mutual Capacitance: $\leq 7.0nF/100m$
2.5.3 Core-Core Resistance Unbalance: $\leq 5\%$
2.5.4 Maximum Voltage: 600V
2.5.5 NVP: 60%

2.6 Temperature Rating

- 2.6.1** Installation: -20°C to +80°C
2.6.2 Operation: -45°C to +80°C

2.7 Power over Ethernet Support

- 2.7.1** Class: 1-8 (Up to 100W)

3.0 WEIGHTS AND DIMENSIONS

3.1 Put Up: Reel

- 3.1.1** Length: 1,000' (305 m)
3.1.2 Weight: 63 lbs (28.6 kg)
3.1.3 Dimensions: 16" x 12" x 16"
(406 mm x 305 mm x 406 mm)

Regional Availability

United States, Canada, Latin America, Middle East, UK, EU



SHIELDED, TWISTED PAIR OSP DIRECT BURIAL, CM 600V AWM ALUMINUM INTERLOCKED ARMOR

1.0 SCOPE

1.1 Description

- 1.1.1** This cable consists of 4 pair solid bare copper; color-coded polyolefin insulation; water-proof gel; inner and outer LSZH-FR Polyolefin jacket with a aluminum/polyester tape shield with 24 AWG tinned copper drain wire in between the two jackets. An Aluminum Interlocked Armor surrounds the entire cable.

1.2 Standards Compliance

- 1.2.1** UL 444, UL Subject 758; CSA 22.2 No. 214. Flame Test: UL 1685(CM-ST1); Approvals: C(UL)US CM-ST1, UL AWM Style 22427, Direct Burial; TIA/EIA CAT 6 certified, UL Subject 444 Communication Cables, AWM Style 22427 80C 600V, Sunlight Resistant; Compliance: RoHS, California State Fire Marshal approved.

2.0 CONSTRUCTION

2.1 Conductor

- 2.1.1** Material: Bare Copper
2.1.2 Construction: Solid 22 AWG

2.2 Insulation

- 2.2.1** Material: Polyolefin
2.2.2 O.D.: 0.047" nom.
2.2.3 Color Code
Pair 1: White/Blue
Blue
Pair 2: White/Orange
Orange
Pair 3: White/Green
Green
Pair 4: White/Brown
Brown

2.3 Core Assembly

- 2.3.1** 4 twisted pairs cabled together and fully flooded with a waterproof gel to form the main core which is then jacketed with a FRPO inner jacket.

2.4 Jacket

- 2.4.1** Material: FR-PE
2.4.2 Wall Thickness: Inner: 0.025" nom.
Outer: 0.025" nom.
2.4.3 O.D.: 0.380" nom
2.4.4 Color:
45 ● Black
2.4.5 Ripcord: n/a
2.4.6 Markings: PAIGE GAMECHANGER(R)
258340804 US PATENTS:
PAIGEDATACOM.COM/PATENTS 22/4PR
CM-ST1 E191569++ or AWM 22427
80C 600V--- RoHS SUN RES --- DIRECT
BURIAL --- CERTIFIED TO TIA-568.2-E CAT
(Traceability Code) XXXXFT/XXXXFT

2.5 Armor: Silver

- 2.5.1** Interlocking aluminum armor

2.6 Electrical Properties

- 2.6.1** Conductor Resistance: $\leq 6.35\Omega/100m$
2.6.2 Mutual Capacitance: $\leq 7.0nF/100m$
2.6.3 Core-Core Resistance Unbalance: $\leq 5\%$
2.6.4 Maximum Voltage: 600V
2.6.5 NVP: 60%

2.7 Temperature Rating

- 2.7.1** Installation: -20°C to +80°C
2.7.2 Operation: -45°C to +80°C

2.8 Power over Ethernet Support

- 2.8.1** Class: 1-8 (Up to 100W)

3.0 WEIGHTS AND DIMENSIONS

3.1 Put Up: Reel

- 3.1.1** Length: 1,000' (305 m)
3.1.2 Weight: 162 lbs (73.5 kg)
3.1.3 Dimensions: 36" x 36" x 16"
(914 mm x 914 mm x 406 mm)

Regional Availability

United States, Canada, Latin America, Middle East, UK, EU



ITC-HL ARMORED CLASS I DIVISION 1

1.0 SCOPE

1.1 Description

- 1.1.1** This cable consists of 4 pair solid bare copper; color-coded Fluorinated Ethylene Propylene (FEP) insulation; inner FEP and PVC jacket, Continuously Corrugated Welded (CCW) Armor and outer PVC jacket.

1.2 Standards Compliance

- 1.2.1** UL2250, UL 2225. Flame Test: UL FT4/ IEEE 1202; Approvals: UL ITC, UL ITC-HL, Sun Res, Direct Burial; Compliance: RoHS. Suitable for Class I Div 1, Class II Div 1 and Class II Div 2 installations per NFPA 70, Article 502.10 part 5 and Article 727.

2.0 CONSTRUCTION

2.1 Conductor

- 2.1.1** Material: Bare Copper
2.1.2 Construction: Solid 22 AWG

2.2 Insulation

- 2.2.1** Material: FEP
2.2.2 O.D.: 0.044" nom.
2.2.3 Color Code
Pair 1: White/Blue
Blue
Pair 2: White/Orange
Orange
Pair 3: White/Green
Green
Pair 4: White/Brown
Brown

2.3 Core Assembly

- 2.3.1** Twisted pairs cabled together to form the main core which is then jacketed with FEP and PVC inner jackets.

2.4 Jackets

- 2.4.1** Material: Inner: FEP
Middle: PVC
Outer: PVC
2.4.2 Wall Thickness: Inner: 0.018"
Middle: 0.175"
Outer: 0.072"

- 2.4.3** O.D. Inner: 0.228" nom
Middle: 0.578" nom
Outer: 0.984" nom
2.4.4 Color: Inner: Clear
Middle: 04 ● Black
Outer: 04 ● Black
2.4.5 Armor: Continuously Corrugated Welded Aluminum Armor under outer jacket.
2.4.6 Markings: PAIGE GAMECHANGER(R) 258802404- PATENTS: PAIGEDATACOM.COM/PATENTS UTP 22AWG 4PR E191596-W C(UL)US ITC-HL -20°C TO +60°C ROHS-2 CERTIFIED TO TIA-568.2-E CAT (Traceability Code) XXXXFT/XXXXFT

2.5 Electrical Properties

- 2.5.1** Conductor Resistance: $\leq 6.35\Omega/100m$
2.5.2 Mutual Capacitance: $\leq 7.0nF/100m$
2.5.3 Core-Core Resistance Unbalance: $\leq 5\%$
2.5.4 Maximum Voltage: 300V
2.5.5 NVP: 68%

2.6 Temperature Rating

- 2.6.1** Installation: -20°C to +60°C
2.6.2 Operation: -20°C to +60°C

2.7 Power over Ethernet Support

- 2.7.1** Class: 1-8 (Up to 100W)

2.8 Physical Properties

- 2.8.1** Bend Radius: Minimum 14"

3.0 WEIGHTS AND DIMENSIONS

3.1 Put Up: Reel

- 3.1.1** Length: Ordered by the foot
3.1.2 Weight: 0.359 lbs/ftft (0.16 kg/km)
3.1.3 Dimensions: Based upon order size

Regional Availability

United States, Canada, Latin America, Middle East,

Electrical Properties Table

Frequency MHz	Return Loss ≥dB/100m	Insertion Loss ≤dB/100m	NEXT ≥dB/100m	PSNEXT ≥dB/100m
1	20	1.8	74	72
10	25	5.4	59	57
20	25	7.7	55	53
100	20	17.8	44	42
200	18	25.7	40	38
250	17	29.0	38	36
350	16	34.8	36	34
500	15	42.4	34	32
550	15	44.8	33	31

*Values above 250 MHz are for engineering information only

Application

GameChanger cabling is designed specifically for transmitting Ethernet and can support all 8 classes of Power over Ethernet. GameChanger Cable can deliver 2.5Gbps and 100W.

PoE up to 656 feet (200m) or if you need to go farther, GameChanger Cable can deliver 10Mbps and 100W PoE up to 850 feet (259m).

Connectors

GameChanger cables have 22 AWG conductors. So when punching down to a jack or a patch panel, any Cat6 connectivity will work. If you are using a RJ45 connector, check out this termination guide:

Frequently Asked Questions

For FAQ and best practices please visit: paigedatcom.com/gamechanger



Scan to view



888.423.8947

paigedatcom.com

200 Sheffield Street, Suite 302
Mountainside, NJ 07092

U.S. Patent Nos. 10,453,589, 11,107,605, 11,562,835, 11,646,133 and 12,142,389

The information and specifications described herein are subject to error or omission and to change without notice. Paige provides the information and specifications herein on an "AS IS" basis, with no representations or warranties, whether express, statutory or implied. In no event will Paige be liable for any damages (including consequential, indirect, incidental, special, punitive, or exemplary damages) whatsoever, even if Paige has been advised of the possibility of such damages, whether in an action under contract, negligence or any other theory, arising out of or in connection with the use, or inability to use, the information or specifications described herein.

© 2025 Paige Electric Company, LP. All Rights Reserved.

05/26